

RE600

The new SALUS RE600 repeater is the latest addition to the SALUS Smart Home range of products. The RE600 Repeater is a hardwired signal booster that allows you to extend the range of your SALUS Smart Home System, to eliminate blackspots in larger buildings or those with particularly thick walls or flooring.



Supplied complete with its own wall mounting bracket, the RE600 is a hardwired 230v solution to avoid unexpected disconnection and minimise system downtime.



SALUS
CONTROLS

www.salus-tech.com

Features	Benefits
Increases range in locations with broken or weak signal	Improved performance and range in locations with multiple obstructions or extended distances between devices
Increased capacity for more devices	Use more devices on the Smart Home system without the need for more gateways
Semi-permanent hardwired solution	Suitable for commercial applications such as schools, municipal buildings, hotels or multiple occupancy residential properties
Quick fixing bracket Included	Surface mounts onto wall for minimal aesthetic impact.
Simple to install	Quick and easy to install, setup and maintain

Base Specification

Smart Relay	230V / 50Hz
Relay Dimensions	45X45X20mm (LxWxD)
Surface mount bracket Dimensions	84X84X27.9mm (LxWxD)
Protection class	IP 30
RF Frequency	ZigBee 2.4 Ghz

Terminal Definition

L	Power supply 230V AC
N	Power supply 230V AC



Front View

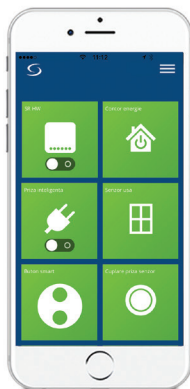
Please note: surface mount bracket included:



Part Number	Description
RE600	Repeater (includes mouting bracket)

Smart Home App

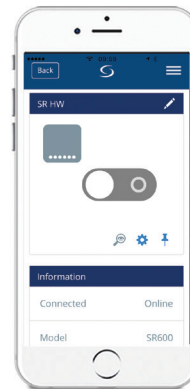
The Smart Home App is available on IOS and Android. With easy to use fuctions and simple to add heating schedules.



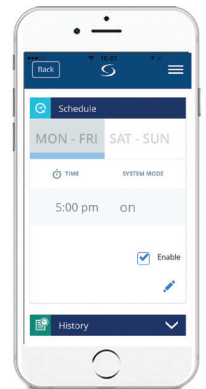
Easy to manage icons



Easy to control



Easy to edit settings



Simple to set up schedules